

The background of the entire page is a photograph of a modern elevator shaft. The walls are a light, metallic color. A central shaft is illuminated with a warm orange and yellow light, creating a gradient effect. At the bottom of this shaft, a glass-enclosed elevator car is visible. The car has a dark panel on its left side with a white upward arrow and the number "8".

# MATERIALS AND ACCESSORIES

KONE MiniSpace™ DX, KONE N MonoSpace® DX,  
KONE S MonoSpace® DX



# MATERIALS AND ACCESSORIES FOR ELEVATOR CAR INTERIORS

This catalogue presents our full selection of elevator car interior materials and accessories.

All the options included in our offering are designed to be both visually appealing and functional.

The materials and accessories presented in this catalogue are available for KONE MiniSpace™ DX, KONE N MonoSpace® DX, and KONE S MonoSpace® DX.



reddot winner 2020


Wall finishes	3
Floor finishes	4
Door finishes	5
Ceilings	6
Handrails	6
Skirting	6
Standard mirrors	7
Tenant directories and mediascreens	7

Whatever type of building you're developing, we have a solution to fit your design, budget, and building-use requirements.



## BUILD SMARTER

Take advantage of our new planning tools to help you save time, make the right decisions, and plan your elevator car interior down to the very last detail.



### KONE CAR DESIGNER

Check out our themed design directions or create your own unique car interior by combining materials, lighting, and accessories, then bring your vision to life with 3D modelling.

### KONE CAR DESIGNER MOBILE APP

Bring your elevator car designs to life with immersive virtual, mixed, and augmented reality experiences through your smartphone.

### TRY OUR PLANNING TOOLS

[www.kone.com.au/tools-downloads](http://www.kone.com.au/tools-downloads)  
[www.kone.co.nz/tool-downloads](http://www.kone.co.nz/tool-downloads)



## ATTRACTIVE, DURABLE WALL FINISHES


Design a car interior that's easier than ever to clean and maintain with our new range of functional materials. Our specialised anti-stain, anti-fingerprint coating helps keep coloured stainless steel surfaces looking as good as new by preventing staining and making fingerprints less visible.

### STEEL

#### BRUSHED STAINLESS STEEL




ST4  
Silver brushed  
stainless steel  
ST4AFP with  
anti-fingerprint  
coating




ST4LH  
Silver long  
hairline brushed  
stainless steel




ST2  
Gold brushed  
stainless steel  
ST2AFP with  
anti-fingerprint  
coating



ST5  
Copper brushed  
stainless steel  
ST5AFP with  
anti-fingerprint  
coating




ST6  
Bronze brushed  
stainless steel  
ST6AFP with  
anti-fingerprint  
coating



ST7  
Carbon black  
brushed  
stainless steel



ST8  
Champagne  
Gold brushed  
stainless steel



CB  
Carbon black  
brushed  
stainless  
steel with  
anti-fingerprint  
coating




ST43  
Silver brushed  
stainless steel




ST43LH  
Silver long  
hairline  
brushed  
stainless steel

#### TEXTURED STAINLESS STEEL



TS2  
Flemish Linen



K  
Scottish Quad


#### ETCHED STAINLESS STEEL




ST28S  
Silver Pop,  
etched  
stainless steel




ST31S  
Silver High-  
rise, etched  
stainless steel



ST44S  
Silver Wood,  
etched stainless  
steel



ST36C  
Copper  
Graphics,  
etched  
stainless steel



ST42C  
Copper  
Circle, etched  
stainless steel




ST42B  
Carbon Black  
Circle, etched  
stainless steel




ST42BR  
Bronze  
Circle, etched  
stainless steel


#### PAINTED STEEL



PP10FT  
Pure White,  
fine textured  
painted steel




PP18FT  
Linen Brown,  
fine textured  
painted steel




PP20FT  
Wool Grey,  
fine textured  
painted steel


#### METALLIC PAINTED STEEL




METP1FT  
Champagne,  
fine textured  
metallic painted  
steel



METP5FT  
Trustworthy  
Blue, fine  
textured  
metallic painted  
steel




METP6FT  
Iron Stone,  
fine textured  
metallic painted  
steel




METP7FT  
Metallic Black,  
fine textured  
metallic painted  
steel


#### WOODEN PRINTED STEEL



WS1  
Light wooden  
printed steel




WS2  
Warm wooden  
printed steel




WS3  
Dark wooden  
printed steel


#### MIRROR-POLISHED STAINLESS STEEL



MP1  
Silver mirror  
polished  
stainless steel




MP4  
Copper mirror  
polished  
stainless steel




MP5  
Carbon Black,  
mirror polished  
stainless steel


#### SATIN STAINLESS STEEL



MP6AFP  
Silver satin  
stainless  
steel with  
anti-fingerprint  
coating




MP8AFP  
Carbon black  
satin stainless  
steel with  
anti-fingerprint  
coating




MP9AFP  
Copper satin  
stainless  
steel with  
anti-fingerprint  
coating

#### INDIRECT STAINLESS STEEL



ST21S  
Indirect  
brushed  
stainless steel




ST21B  
Carbon black  
indirect  
brushed  
stainless steel

### GLASS



GD1  
Wide Illusion,  
digital printed  
glass



GD3  
Iridescent,  
digital printed  
glass



GM2  
Dark Silver,  
mirror glass



GP6  
Natural White,  
glass




GP7  
Bold Turquoise,  
glass

#### TRANSPARENT GLASS




TW1  
Transparent  
glass

#### LAMINATE




L235  
Whitened Ash  
anti-microbial  
laminate



L236  
Natural Oak  
anti-microbial  
laminate




L239  
Blackend Oak  
anti-microbial  
laminate




L95  
Natural Teak  
anti-microbial  
laminate

#### LAMINATE 3D SURFACE



L121  
Black  
anti-microbial  
laminate



L122  
Cream White  
anti-microbial  
laminate

#### PANEL CONFIGURATIONS



2 side panels  
1 rear panel



3 side panels  
1 rear panel



2 side panels  
2 rear panels



3 side panels  
2 rear panels



2 side panels  
3 rear panels




3 side panels  
3 rear panels



FLOORS

There are several flooring options to choose from, including composite stone for long-lasting durability even under heavy use. Add the finishing touches to your design vision by creating a customised PVC or stone floor to match the building interior design.

SINGLE-COLOUR PVC




PATTERNED PVC



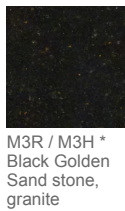
COMPOSITE STONE





REAL MARBLE




REAL GRANITE



MARBLE TILES



RUBBER



\*Includes anti-slip coating to provide slip resistance classification in compliance with AS1735.12:2020



# DOOR FINISHES




Create a seamless look and feel by matching the elevator door finish with the car interior and landing entrances.

## STEEL


### BRUSHED STAINLESS STEEL

									
ST4 Silver brushed stainless steel ST4AFP with anti-fingerprint coating	ST4LH Silver long hairline brushed stainless steel	ST2 Gold brushed stainless steel ST2AFP with anti-fingerprint coating	ST5 Copper brushed stainless steel ST5AFP with anti-fingerprint coating	ST6 Bronze brushed stainless steel ST6AFP with anti-fingerprint coating	ST7 Carbon black brushed stainless steel	ST8 Champagne Gold brushed stainless steel	CB Carbon black brushed stainless steel with anti-fingerprint coating	ST43 Silver brushed stainless steel	ST43LH Silver long hairline brushed stainless steel




### MIRROR-POLISHED STAINLESS STEEL

		
MP1 Silver mirror polished stainless steel	MP4 Copper mirror polished stainless steel	MP5 Carbon Black, mirror polished stainless steel




### INDIRECT STAINLESS STEEL

	
ST21S Indirect brushed stainless steel with ST21S frame	ST21B Carbon black indirect brushed stainless steel with ST21B frame

### ETCHED STAINLESS STEEL

					
ST28S Silver Pop, etched stainless steel with MP1 Silver mirror polished stainless steel frame	ST44S Silver Wood, etched stainless steel with MP1 Silver mirror polished stainless steel frame	ST31S Silver High-rise, etched stainless steel with MP1 Silver mirror polished stainless steel frame	ST36C Copper Graphics, etched stainless steel with MP4 Copper mirror polished stainless steel frame	ST42B Carbon Black Circle, etched stainless steel with MP5 Carbon Black mirror polished stainless steel frame	ST42BR Bronze Circle, etched stainless steel

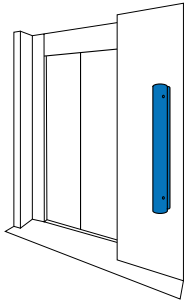
### PAINTED STEEL

		
PP10FT Pure White, fine textured painted steel	PP18FT Linen Brown, fine textured painted steel	PP20FT Wool Grey, fine textured painted steel



### METALLIC PAINTED STEEL

			
METP1FT Champagne, fine textured metallic painted steel	METP5FT Trustworthy Blue, fine textured metallic painted steel	METP6FT Iron Stone, fine textured metallic painted steel	METP7FT Metallic Black, fine textured metallic painted steel

## WALL MAP







### TEXTURED STAINLESS STEEL

	
TS2 with ST4 silver brushed stainless steel frame	K Scottish Quad with ST4 silver brushed stainless steel frame

### SATIN STAINLESS STEEL



		
MP6AFP Silver satin stainless steel with anti-fingerprint coating	MP8AFP Carbon black satin stainless steel with anti-fingerprint coating	MP9AFP Copper satin stainless steel with anti-fingerprint coating

### GLASS



			
TW1 Transparent glass with ST4 Silver brushed stainless steel frame	TW1 Transparent glass with ST43 silver brushed stainless steel frame	TW1 Transparent glass with MP1 Silver mirror polished stainless steel frame	TW1 Transparent glass with MP2 gold mirror polished stainless steel frame

## WALL MAP MATERIALS

### BRUSHED STAINLESS STEEL

	
ST4 Silver brushed stainless steel, AISI304	ST2 Gold brushed stainless steel

### MIRROR-POLISHED STAINLESS STEEL

	
MP1 Silver mirror polished stainless steel	MP4 Copper mirror polished stainless steel

### PAINTED STEEL


PP10FT Pure White, fine textured painted steel



## CEILING

Our extensive range of ceilings is complemented by attractive lighting suitable for different environments.



CL70  
Lighting: LED tubes  
Finishing: ST4




CL71  
Lighting: LED tubes  
Finishing: ST4, ST43



CL72  
Lighting: LED tubes  
Finishing: ST4, PP10FT



CL80 ,CL80FFL  
Lighting: LED spot  
Finishing: ST4, ST43, PP10FT, MP1



CL82  
Lighting: LED spot  
Finishing: ST4, ST43, PP10FT, MP1



CL91  
Lighting: LED tubes  
Finishing: ST4, PP10FT, ST43



CL162  
Direct lighting: LED spot lighting  
Indirect lighting: LED tubes  
Finishing: MP1



CL103  
Lighting: LED tubes  
Finishing: ST4, ST43



CL195  
Direct lighting: LED spot  
Indirect lighting: LED strip  
Finishing: PP10FT



CL196  
Direct lighting: LED spot  
Indirect lighting: LED strip  
Finishing: ST4, PP10FT, MP1




CL12  
Lighting: LED  
Finishing: ST43, PP10FT




CL109  
Lighting: LED PCB  
Finishing: ST4, PP10FT

### BRUSHED STAINLESS STEEL




ST4  
Silver brushed stainless steel, AISI304




ST43  
Silver brushed stainless steel, AISI304

### MIRROR-POLISHED STAINLESS STEEL




MP1  
Silver mirror polished stainless steel




MP2  
Gold mirror polished stainless steel

### PAINTED STEEL




PP10FT  
Pure White, fine textured painted steel



CL181  
Lighting: LED stripe, wall washer lighting  
Finishing: MP1, MP2



CL151  
Lighting: LED panel  
Finishing: ST4, MP2



LF15  
Lighting: LED PCB  
Finishing: MP1

## ACCESSORIES

Add the finishing touches with our wide range of elevator accessories.

### HANDRAILS



HR81/HR81TR  
Silver or gold stainless steel AISI304 or carbon black P70 anti-microbial finish



HR61  
Round Silver brushed ST4 or carbon black P70 anti-microbial finish



HR64  
Brushed stainless steel in silver, gold, copper, bronze or carbon black P70 anti-microbial finish



HR61  
Round Bronze brushed ST5 or carbon black P70 anti-microbial finish



HR61  
Round Copper brushed ST6 or carbon black P70 anti-microbial finish



HR61  
Round Gold brushed ST2 or carbon black P70 anti-microbial finish



HR61  
Round Carbon Black brushed ST7 or carbon black P70 anti-microbial finish

### SKIRTING



SK1  
ST4




SK1  
ST2



SK1  
ST5



SK1  
ST6



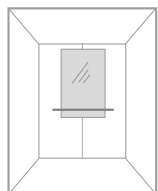

SK1  
ST7



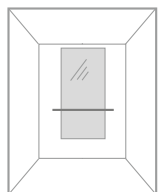
SK1  
ST43

## STANDARD MIRRORS

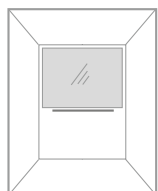
Mirrors are a great way to add a feeling of space and reflect key design elements inside the car.



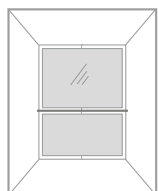
MR1  
Partial width  
Partial height



MR1  
Partial width  
Mid height



MR1  
Full width  
Partial height



MR1  
Full width  
Full height

## TENANT DIRECTORIES

### KONE TENANT DIRECTORY




The tenant directory is completely customisable and can be easily updated according to your needs.

Directories can be installed either vertically or horizontally.

Sizes:



TD2



TD2

Materials:

Brushed stainless steel base

Tempered glass door

Brushed or polished aluminium

### KONE MEDIASCREENS

KONE MediaScreens are installed inside the elevator and take the pain out of communicating with tenants and other users of buildings. There are offline and online versions. Consult your sales representative for more information.

#### KONE MEDIASCREEN 300

The content is updated online and remotely. The screen can be installed on the elevator wall and comes with the online KONE Information 300 service, a powerful and easy-to-use solution for sharing and scheduling content.



Surface mounted 10.4"  
Surface mounted 15"



Flush mounted 10.4"  
Flush mounted 15"



15" LCD display  
Surface mounted

## KONE OFFICES

### AUSTRALIA

ACT Canberra and South West Ph +61 2 6123 2600

NSW Sydney Ph +61 2 9577 7000  
Newcastle and North Coast Ph +61 2 4949 3333

QLD Brisbane Ph +61 7 3270 1811  
Cairns Ph +61 7 3270 1810  
Gold Coast Ph +61 7 3270 1810  
Sunshine Coast Ph +61 7 3270 1810  
Townsville Ph +61 7 3270 1810

NT Darwin Ph +61 8 8941 4047

WA Perth Ph +61 8 9270 9000

SA Adelaide Ph +61 8 8130 3800

TAS Hobart Ph +61 3 6231 2045

VIC Melbourne Ph +61 3 9934 8000

**[www.kone.com.au](http://www.kone.com.au)**

### NEW ZEALAND

NTH Auckland Ph +64 9 361 9000  
Wellington Ph +64 4 381 4330

STH Christchurch Ph +64 3 338 3900  
Dunedin Ph +64 3 477 5627

**[www.kone.co.nz](http://www.kone.co.nz)**

# WANT TO KNOW MORE?

## Contact your KONE Representative today!

**[KONE.com.au](http://KONE.com.au) / [KONE.co.nz](http://KONE.co.nz)**

This publication is for general informational purposes only and we reserve the right at any time to alter the product design and specifications. No statement this publication contains shall be construed as a warranty or condition, express or implied, as to any product, its fitness for any particular purpose, merchantability, quality or representation of the terms of any purchase agreement. Minor differences between printed and actual colours may exist. KONE MonoSpace® DX, KONE EcoDisc®, KONE Care® and People Flow® are registered trademarks of KONE Corporation. Copyright © 2023 KONE Corporation