

KONE ReSolve™
DX-Machine-Room-Less solution



Enhance your
non-KONE
Machine-
Room-Less
Elevator with
KONE smart
solutions



A new era of elevator experience

In an increasingly digitalised world, everything is connected – and elevators are no exception. With the KONE ReSolve™ DX-Machine-Room-Less solution you can create a completely new kind of elevator experience.

By connecting your existing elevator, we can provide better service, while also improving stand-by and running energy performance. Our Machine-Room-Less solution also gives you access to new digital services, including KONE Elevator Call which offers a contact-free journey by avoiding buttons and surfaces, while minimising waiting time.

With the KONE ReSolve™ DX we can update any existing elevator KONE or non-KONE by replacing the controller, that can significantly cut your elevator's operating costs and also improve its reliability. At the same time, we update the signalisation for a better customer experience.

The benefits of upgrading your elevator with KONE ReSolve™ DX includes:

- Access to digital services that add value and increase user convenience
- Extends the lifecycle of the elevator without the need of replacing the unit
- Less downtime, better user experience and reliability
- Improve stand by and running energy performance

Enable your building to evolve and increases its value, lifetime and attractiveness with KONE ReSolve™ DX. Contact your local KONE sales representative to find out more.

1

Get connected for smooth people flow

With connectivity and KONE application programming interfaces (APIs) you can make your elevator smarter and more desirable with new people flow solutions and value-adding services from KONE and our partners. By upgrading an existing elevator you can both optimize people flow and operational efficiency and make sure your property is ready to take advantage of future smart-building technologies to future proof your building based on changing needs.

2

Redefine the user experience

With real-time information for passengers, an engaging multi-sensory user experience, and other smart building applications, you can redefine elevator rides in your building and improve everyday convenience with enhanced accessibility and equipment availability.

3

Plan for success with KONE as your partner

As your experienced partner for smart and sustainable buildings, we can help you manage your property more efficiently with valuable insights into users' behaviour that can be used to continuously optimise people flow and improve the user experience.

KONE ReSolve™ DX-Machine-Room-Less includes:

- 1** KONE Controller
- 2** KONE Signalisation

**ADDITIONAL
DIGITAL SERVICES**

KONE 24/7 Connected Services
 KONE Elevator call
 KONE Information
 KONE API's



Optional

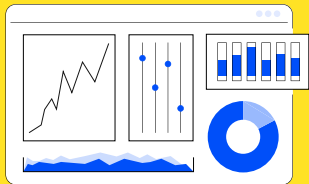
- 3** Hoisting unit upgrade
- 4** KONE ReNova door



Get more value out of every square metre with a connected elevator

The KONE ReSolve™ DX MRL brings connectivity to your elevator, making it smarter, safer, and more desirable. This ensures smooth and efficient people flow, even during fluctuating building usage, while 24/7 monitoring maximises equipment uptime and availability.


Connected people flow means your elevator solution never stands still, it's easy to upgrade – evolving with your building, adding value, and increasing the attractiveness of the property to prospective tenants.



Did you know?

Remote Service allows us to increase uptime and solve problems quickly with over-the-air corrective actions.*

*A technician will visit the site after the issue has been resolved to ensure everything is running smoothly.



Add new connected services

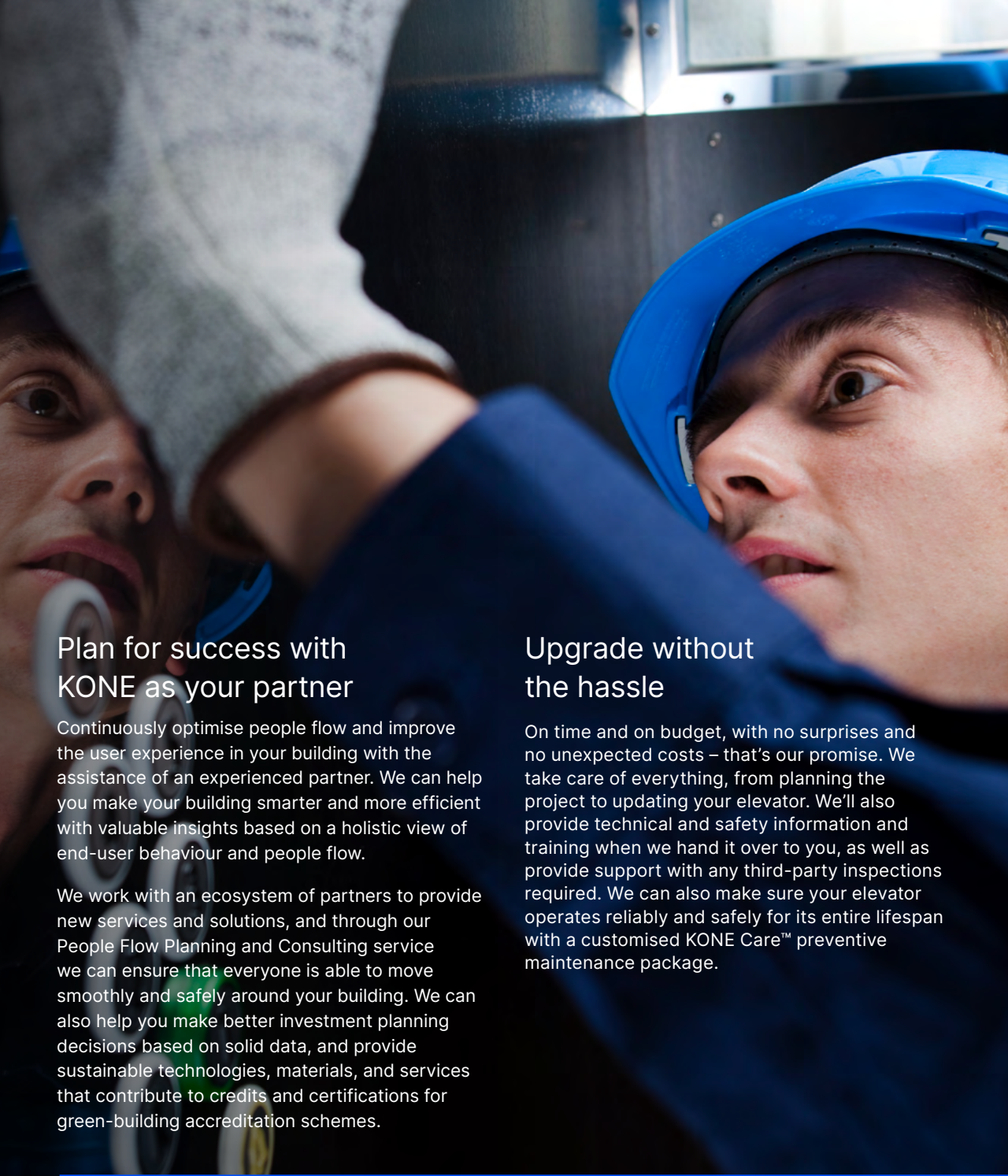
With easy digital integration and the possibility to upgrade in the future as your needs change, you're all set to add new connected services whenever you need them.

Cut your carbon footprint

Save energy and cut your building's carbon footprint by upgrading your elevator with the latest eco-efficient hoisting, lighting, and standby solutions

Upgrade performance and reliability

By refreshing your elevator's mechanical and electrical components you can significantly improve its performance and reliability.



Plan for success with KONE as your partner

Continuously optimise people flow and improve the user experience in your building with the assistance of an experienced partner. We can help you make your building smarter and more efficient with valuable insights based on a holistic view of end-user behaviour and people flow.

We work with an ecosystem of partners to provide new services and solutions, and through our People Flow Planning and Consulting service we can ensure that everyone is able to move smoothly and safely around your building. We can also help you make better investment planning decisions based on solid data, and provide sustainable technologies, materials, and services that contribute to credits and certifications for green-building accreditation schemes.

Upgrade without the hassle

On time and on budget, with no surprises and no unexpected costs – that’s our promise. We take care of everything, from planning the project to updating your elevator. We’ll also provide technical and safety information and training when we hand it over to you, as well as provide support with any third-party inspections required. We can also make sure your elevator operates reliably and safely for its entire lifespan with a customised KONE Care™ preventive maintenance package.

Four easy steps to an upgraded elevator



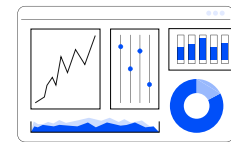
1. Fact-finding

- We’ll carry out a detailed site survey to learn more about what kinds of upgrades would be best for your elevator and building.
- As part of this process we’ll talk to the key stakeholders to find out what they want to get out of the project.



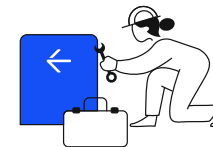
2. Recommendation and estimate

- You’ll get a clear recommendation about what to upgrade based on your needs and our expert opinion.
- We’ll provide a detailed schedule and cost breakdown so you know what to budget and how long the project will take.



3. Execution

- Once the project is under way a KONE project manager will be responsible for quality checks and supervision throughout the process.
- We’ll keep everyone fully informed about the schedule and progress of the work via KONE InfoMod information boards in the lobby.



4. Ongoing maintenance and care

- We can create a tailored KONE Care™ maintenance plan for your equipment to keep it running safely and smoothly.
- With KONE 24/7 Connected Services we can monitor your equipment around the clock and take proactive action to prevent potential problems from causing a breakdown.

**AUSTRALIA**www.kone.com.au**ACT**

Canberra and South West +61 2 6123 2600

NSW

Sydney +61 2 9577 7000

Newcastle and North Coast +61 2 4949 3333

QLD

Brisbane +61 7 3270 1811

Cairns +61 7 3270 1810

Gold Coast +61 7 3270 1810

Sunshine Coast +61 7 3270 1810

Townsville +61 7 3270 1810

NT

Darwin +61 7 3270 1810

WA

Perth +61 8 9270 9000

SA

Adelaide +61 8 8130 3800

TAS

Hobart +61 3 6231 2045

VIC

Melbourne +61 3 9934 8000

NEW ZEALANDwww.kone.co.nz**NTH**

Auckland +64 9 361 9000

Wellington +64 4 381 4330

STH

Christchurch +64 3 338 3900

Dunedin +64 3 477 5627

This publication is for general informational purposes only and we reserve the right at any time to alter the product design and specifications. No statement this publication contains shall be construed as a warranty or condition, express or implied, as to any product, its fitness for any particular purpose, merchantability, quality or representation of the terms of any purchase agreement. Minor differences between printed and actual colours may exist. KONE ReSolve, KONE EcoDisc®, KONE Care® and People Flow® are registered trademarks of KONE Corporation. Copyright © 2025 KONE Corporation

February 2025

Want to know more?
Contact your KONE
representative today!
www.kone.com.au
www.kone.co.nz

Dedicated to
People Flow™