

The background of the page is a photograph of an elevator shaft. The walls are a vibrant, gradient color transitioning from orange at the top to pink at the bottom. The ceiling is white with recessed lighting strips. A control panel is visible on the left side of the shaft, featuring an upward arrow and the number "8".

MATERIALS AND ACCESSORIES

KONE N MiniSpace™ DX, KONE MiniSpace™ DX,
KONE N MonoSpace® DX, KONE S MonoSpace® DX

MATERIALS AND ACCESSORIES FOR ELEVATOR CAR INTERIORS

This catalog presents our full selection of elevator car interior materials and accessories.

All the options included in our offering are designed to be both visually appealing and functional.

The materials and accessories presented in this catalog are available for KONE N MiniSpace™ DX, KONE MiniSpace™ DX, KONE N MonoSpace® DX, and KONE S MonoSpace® DX.



reddot winner 2020

Wall finishes	3
Floor finishes	4
Door finishes	5
Ceilings	6
Handrails	6
Skirting	6
Standard mirrors	7
Tenant directories and mediascreens	7
Scenic elevators	8

Whatever type of building you're developing, we have a solution to fit your design, budget, and building-use requirements.



BUILD SMARTER

Take advantage of our new planning tools to help you save time, make the right decisions, and plan your elevator car interior down to the very last detail.



KONE CAR DESIGNER

Check out our themed design directions or create your own unique car interior by combining materials, lighting, and accessories, then bring your vision to life with 3D modeling.

KONE CAR DESIGNER MOBILE APP

Bring your elevator car designs to life with immersive virtual, mixed, and augmented reality experiences through your smartphone.

TRY OUR PLANNING TOOLS

www.kone.com




ATTRACTIVE, DURABLE WALL FINISHES


Design a car interior that's easier than ever to clean and maintain with our new range of functional materials. Our specialized anti-stain, anti-fingerprint coating helps keep colored stainless steel surfaces looking as good as new by preventing staining and making fingerprints less visible.

STEEL


BRUSHED STAINLESS STEEL




PAINTED STEEL




METALLIC PAINTED STEEL




ETCHED STAINLESS STEEL



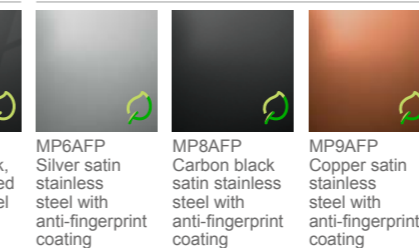
WOODEN PRINTED STEEL




MIRROR-POLISHED STAINLESS STEEL




SATIN STAINLESS STEEL



INDIRECT STAINLESS STEEL




TEXTURED STAINLESS STEEL

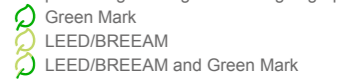


GLASS

TRANSPARENT GLASS



* Anti-stain, anti-fingerprint coating: This specialized coating helps keep colored stainless steel elevator materials looking as good as new by preventing staining and making fingerprints less visible.




FLOORS

There are several flooring options to choose from, including composite stone for long-lasting durability even under heavy use. Add the finishing touches to your design vision by creating a customized PVC or stone floor to match the building interior design.


SINGLE-COLOR PVC




PATTERNED PVC




MARBLE TILES



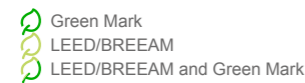

REAL MARBLE



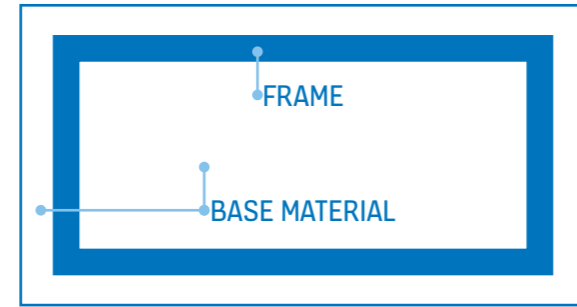
COMPOSITE STONE



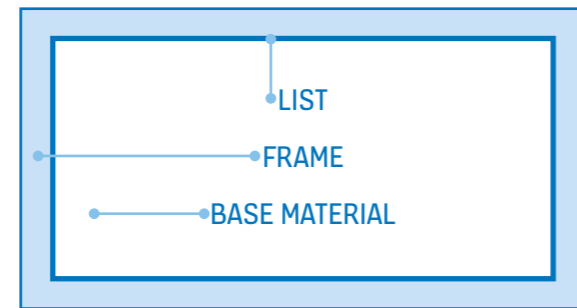
RUBBER



PVC FLOOR CUSTOMIZATION (FREE PATTERN)



STONE FLOOR CUSTOMIZATION (FREE PATTERN)




* Not available for KONE N MiniSpace™
 Green Mark
 LEED/BREEAM
 LEED/BREEAM and Green Mark

DOOR FINISHES


Create a seamless look and feel by matching the elevator door finish with the car interior and landing entrances.

STEEL


BRUSHED STAINLESS STEEL




PAINTED STEEL




METALLIC PAINTED STEEL



ETCHED STAINLESS STEEL




MIRROR-POLISHED STAINLESS STEEL




SATIN STAINLESS STEEL



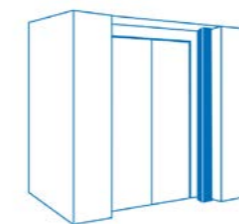
INDIRECT STAINLESS STEEL



TEXTURED STAINLESS STEEL



DOOR MAP




BRUSHED STAINLESS STEEL



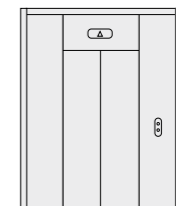
ST4 Silver brushed stainless steel, AISI304

GLASS

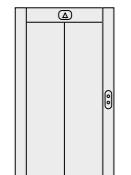
GLASS



TW1 Transparent glass



Front ****



Frame





















Narrow frame




CEILING

Our extensive range of ceilings is complemented by attractive lighting suitable for different environments.

Energy-saving car lighting

KONE elevators are equipped with modern fluorescent tubes and LED lights that can last up to 10 times longer and use up to 80% less energy than conventional lighting solutions.

 CL70 Lighting: LED stripes Finishing: ST4	 CL71 Lighting: LED stripes Finishing: ST4, ST43	 CL72 Lighting: LED tubes Finishing: ST4, PP10FT	 CL80, CL80FFL Lighting: LED spot Finishing: ST4, ST43, PP10FT, MP1
 CL80V Lighting: LED spot Finishing: ST4 EN81-71 compliant	 CL82 Lighting: LED spot Finishing: ST4, ST43, PP10FT, MP1	 CL91 Lighting: LED tubes Finishing: ST4, PP10FT, ST43	 CL96V, CL96FFL Lighting: LED PCB Finishing: ST4, PP10FT EN81-71 compliant
 CL103 Lighting: LED tubes Finishing: ST4, ST43	 CL109 Lighting: LED PCB Finishing: ST4, PP10FT	 CL151 Lighting: LED panel Finishing: ST4, MP2	 CL162 Direct lighting: LED spot lighting Indirect lighting: LED tubes Finishing: MP1
 CL181 Lighting: LED stripe, wall washer lighting Finishing: MP1, MP2	 CL196 Direct lighting: LED spot Indirect lighting: LED strip Finishing: ST4, PP10FT, MP1	 CL12 Lighting: LED Finishing: ST43, PP10FT	 LF15 Lighting: LED PCB Finishing: MP1
 LF18 Lighting: LED Strip finishing: ST4, ST43, MP1, PP10FT	 LF19 Lighting: LED spot Finishing: ST4, ST43, MP1, PP10FT		

 Green Mark
 LEED/BREEAM
 LEED/BREEAM and Green Mark

ACCESSORIES

Add the finishing touches with our wide range of elevator accessories.

HANDRAILS

 HR24R Silver brushed stainless steel AISI304	 HR31 Round aluminum with black plastic end	 HR64 Brushed stainless steel, silver, gold, copper, bronze, carbon black
 HR81/HR81TR Silver or gold brushed stainless steel AISI304	 HR61 silver, gold, copper, bronze, champagne gold, carbon black, or P70 anti-bacteria finishing	

SKIRTING











SK1
Silver, gold, copper, bronze, champagne gold, or carbon black brushed stainless steel

BUFFER RAIL




BR1
Natural anodized frame
ST4 and Light Wood

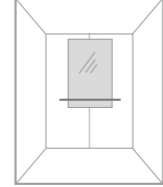
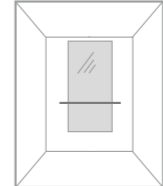
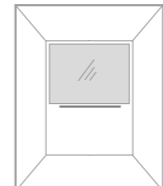
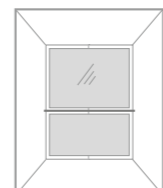
FINISHES

 ST4 Silver brushed stainless steel	 ST2 Gold brushed stainless steel	 ST5 Copper brushed stainless steel	 ST6 Bronze brushed stainless steel
 ST7 Carbon black brushed stainless steel	 ST8 Champagne Gold brushed stainless steel	 CB Carbon black brushed stainless steel with anti-fingerprint coating	 P70 anti-bacteria finishing

STANDARD MIRRORS

Mirrors are a great way to add a feeling of space and reflect key design elements inside the car.



	MR1 Partial width Partial height
	MR1 Partial width Mid height
	MR1 Full width Partial height
	MR1 Full width Full height

WIDE ANGLE MIRROR



Wide Angle Mirror
compliant with
EN81-70 &
GOST 33562

TENANT DIRECTORIES AND MEDIASCREENS

KONE TENANT DIRECTORY



The tenant directory is completely customizable and can be easily updated according to your needs.

Directories can be installed either vertically or horizontally.

Sizes:

	
TD1 *	TD2 *

Materials:
Brushed stainless steel base
Tempered glass door
Brushed or polished aluminum

KONE MEDIASCREENS

KONE MediaScreens are installed inside the elevator and take the pain out of communicating with tenants and other users of buildings. There are offline and online versions. Consult your sales representative for more information.

KONE MEDIASCREEN 300

The content is updated online and remotely. The screen can be installed on the elevator wall and comes with the online KONE Information 300 service, a powerful and easy-to-use solution for sharing and scheduling content.



Surface mounted 10.4"
Surface mounted 15"

Flush mounted 10.4"
Flush mounted 15"




15" LCD display
Surface mounted

SCENIC ELEVATORS

KONE Scenic elevator solutions combine proven technology and inspiring car designs to create elevators that are attractive and spacious, and which give you the opportunity to showcase your building. They are available for KONE S MonoSpace® DX and KONE N MiniSpace™ DX elevators. Our standard scenic elevators combine the expansive views of attractive glass feature walls with our wide range of high-quality interior design options and accessories.

SCENIC ELEVATOR CAR OPTIONS



HSGQ004

HSGQ005

HSGQ008

HSGQ009

HSGQ020

HSGQ015

HSGQ025



SCE5-3 (11)

SCE5-3 (12)

SCE5-3 (13)

SCE5-3 (21)

SCE5-3 (22)

SCE5-3 (23)

SCENIC ELEVATOR HANDRAIL OPTIONS



HSGF-Y01

HSGF-Y02

HSGF-Y03

HSGF-Y04

HSGF-Y05



HSGF-L01

HSGF-L02

HSGF-F1


HSGF-F2

HSGF-F3

WALL MATERIALS

Combine your choice of wall color with glass car walls to create a visually impressive elevator interior.

PAINTED STEEL



HSSK-01


HSSK-02

HSSK-03

HSSK-04

HSSK-05

HSSK-06



HSSK-07

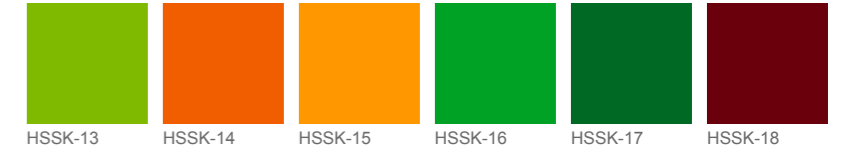
HSSK-08

HSSK-09

HSSK-10

HSSK-11

HSSK-12



HSSK-13


HSSK-14

HSSK-15

HSSK-16

HSSK-17

HSSK-18



ST4
Silver brushed
stainless steel


ST2
Gold brushed
stainless steel

MP1
Silver mirror
polished
stainless steel

MP4
Copper mirror
polished
stainless steel

MP5
Carbon black
mirror polished
stainless steel

TS2
Flemish Linen



PP10FT
Pure White,
fine textured
painted steel




PP20FT
Wool Gray,
fine textured
painted steel




FLOORS

Put the finishing touches to your design with your choice of floor material. Our range includes stone, marble, and PVC flooring.


PVC




MARBLE



STONE




RUBBER



CEILING

Our extensive range of ceilings for scenic elevators is complemented by attractive lighting suitable for different environments.



KONE provides innovative and eco-efficient solutions for elevators, escalators, automatic building doors and the systems that integrate them with today's intelligent buildings.

We support our customers every step of the way; from design, manufacturing and installation to maintenance and modernization. KONE is a global leader in helping our customers manage the smooth flow of people and goods throughout their buildings.

Our commitment to customers is present in all KONE solutions. This makes us a reliable partner throughout the life cycle of the building. We challenge the conventional wisdom of the industry. We are fast, flexible, and we have a well-deserved reputation as a technology leader, with such innovations as KONE MonoSpace® DX, KONE NanoSpace™ and KONE UltraRope®.

KONE employs close to 57,000 dedicated experts to serve you globally and locally.

KONE CORPORATION

Corporate offices

Keilasatama 3
P.O. Box 7
FI-02151 Espoo
Finland
Tel. +358 (0)204 751

www.kone.com

This publication is for general informational purposes only and we reserve the right at any time to alter the product design and specifications. No statement in this publication shall be construed as a warranty or condition, express or implied, as to any product, its fitness for any particular purpose, merchantability, quality or representation of the terms of any purchase agreement. Minor differences between printed and actual colors may exist. KONE MonoSpace® DX, KONE EcoDisc®, KONE Care™ and People Flow® are registered trademarks of KONE Corporation. Copyright © 2022 KONE Corporation.