

## ELEVATOR: THE DO's



Using elevators properly ensures a safe and comfortable ride for everyone. Follow these simple guidelines to prevent injuries and enhance the safety of you and those around you.



✓ If the car is full, be patient and wait for the next ride. Do not overload and exceed elevator capacity.



✓ When you enter the elevator, walk to the back of the car, face forward and keep away from the doors.



✓ Children must always be accompanied by an adult, and their hands should be held for the duration of the ride. Pets should be kept close on the leash.



✓ Watch your step when entering or exiting the elevator, as it may not be level with the ground.



✓ If you notice something unusual about the elevator, e.g. broken mirror or noise, inform the facility management or the maintenance company.

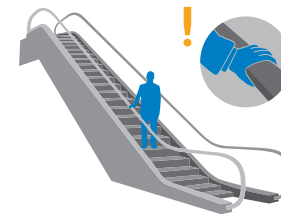


✓ Use the door opening button to hold a car for another person.

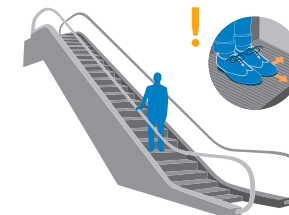
## ESCALATOR: THE DO's




Using escalators properly ensures a safe and comfortable ride for everyone. Follow these simple guidelines to prevent injuries and enhance the safety of you and those around you.



✓ Face forward and hold the handrail.



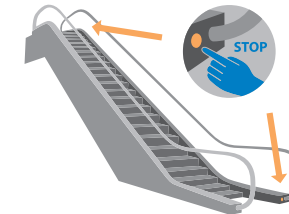
✓ Keep feet firmly on the step and away from the escalator's sides.



✓ At the end of the ride, step off properly from the escalator and make room for the next passengers to step off.



✓ Children should always be accompanied by an adult and their hands should be held during the ride.



✓ The emergency stop button should be used in case of an incident or escalator malfunction.

# DO's AND DON'Ts

## ELEVATORS AND ESCALATORS

### ELEVATOR: DON'Ts



Being observant and acting sensibly can prevent elevator injuries. Follow these simple guidelines to prevent injuries and enhance the safety of you and those around you.



**X** Do not use elevators in case of fire or other emergency.



**X** Do not play in or around an elevator.



**X** Do not attempt to keep doors open by placing objects or body parts in their way. Use button to open the door instead.



**X** If trapped in the elevator, press the alarm button and wait for the service centre to help. Do not attempt to get out on your own.




**X** Do not overload or exceed elevator capacity when you are moving heavy or large items. Look for a service or a freight elevator or use the stairs instead.

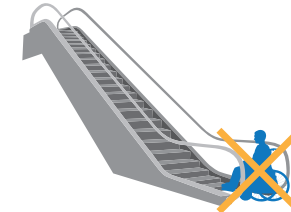
### ESCALATOR: DON'Ts




Being mindful and acting responsibly prevents escalator injuries. Follow these simple guidelines to prevent injuries and enhance the safety of you and those around you.




**X** Never take a stroller or shopping cart on an escalator.



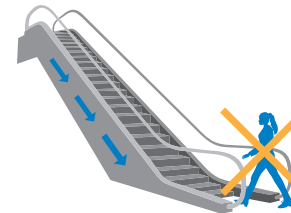
**X** Physically challenged passengers, using canes, crutches, walkers, or wheelchairs should never use the escalator.



**X** Do not transport large, long, or heavy items on the escalator.



**X** Do not play on the escalator. Children should be accompanied by an adult and should not be left alone near an escalator.



**X** Do not enter or exit the escalator in the wrong direction.



**X** Do not sit on the escalator or the handrail, or lean over the railing.