

KONE MiniSpace™ DX
KONE N MonoSpace® DX
KONE S MonoSpace® DX



Materials and
accessories



Wall finishes	3
Floor finishes	4
Door finishes/Wall map materials	5
Ceilings	6
Handrails	6
Skirting	6
Standard mirrors	7
Tenant directories	7


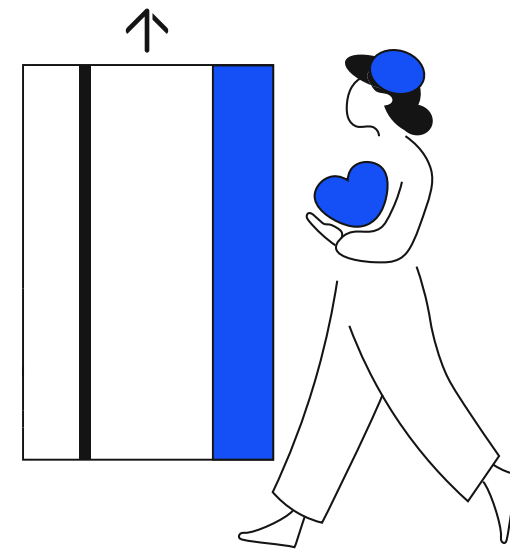
Materials and accessories for elevator car interiors

This catalogue presents our full selection of elevator car interior materials and accessories.

All the options included in our offering are designed to be both visually appealing and functional.

The materials and accessories presented in this catalogue are available for KONE MiniSpace™ DX, KONE N MonoSpace® DX, and KONE S MonoSpace® DX.

Whatever type of building you're developing, we have a solution to fit your design, budget, and building-use requirements.



Build smarter

Take advantage of our new planning tools to help you save time, make the right decisions, and plan your elevator car interior down to the very last detail.

KONE car designer


Check out our themed design directions or create your own unique car interior by combining materials, lighting, and accessories, then bring your vision to life with 3D modelling.

KONE car designer mobile app

Bring your elevator car designs to life with immersive virtual, mixed, and augmented reality experiences through your smartphone.

Try our planning tools

www.kone.com.au/tools-downloads
www.kone.co.nz/tool-downloads













Attractive, durable wall finishes





Design a car interior that's easier than ever to clean and maintain with our new range of functional materials. Our specialised anti-stain, anti-fingerprint coating helps keep coloured stainless steel surfaces looking as good as new by preventing staining and making fingerprints less visible.

Steel






Brushed stainless steel

 ST4 Silver brushed stainless steel ST4AFP with anti-fingerprint coating	 ST4LH Silver long hairline brushed stainless steel	 ST2 Gold brushed stainless steel ST2AFP with anti-fingerprint coating	 ST5 Copper brushed stainless steel ST5AFP with anti-fingerprint coating	 ST6 Bronze brushed stainless steel ST6AFP with anti-fingerprint coating	 ST7 Carbon black brushed stainless steel	 ST8 Champagne Gold brushed stainless steel	 CB Carbon black brushed stainless steel with anti-fingerprint coating	 ST43 Silver brushed stainless steel	 ST43LH Silver long hairline brushed stainless steel
--	---	---	---	---	---	--	--	--	--




Textured stainless steel

 TS2 Flemish Linen	 K Scottish Quad
--	--



Etched stainless steel

 ST28S Silver Pop, etched stainless steel	 ST31S Silver High-rise, etched stainless steel	 ST44S Silver Wood, etched stainless steel	 ST42C Copper Circle, etched stainless steel	 ST42B Carbon Black Circle, etched stainless steel
--	---	--	--	--




Painted steel

 PP10FT Pure White, fine textured painted steel	 PP18FT Linen Brown, fine textured painted steel	 PP20FT Wool Grey, fine textured painted steel
---	---	--




Metallic painted steel

 METP1FT Champagne, fine textured metallic painted steel	 METP7FT Metallic Black, fine textured metallic painted steel
--	---




Wooden printed steel

 WS1 Light wooden printed steel	 WS2 Warm wooden printed steel	 WS3 Dark wooden printed steel
---	--	--




Mirror-polished stainless steel

 MP1 Silver mirror polished stainless steel	 MP4 Copper mirror polished stainless steel	 MP5 Carbon Black, mirror polished stainless steel
--	---	--


Satin stainless steel

 MP6AFP Silver satin stainless steel with anti-fingerprint coating	 MP8AFP Carbon black satin stainless steel with anti-fingerprint coating	 MP9AFP Copper satin stainless steel with anti-fingerprint coating
--	--	--

Metallic printed steel







 MS1 Metallic Champagne printed steel	 MS2 Metallic Coffee printed steel	 MS3 Metallic Grey printed steel
--	--	--

Indirect stainless steel


 ST21S Indirect brushed stainless steel

Glass



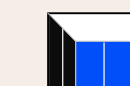



Glass

 GD1 Wide Illusion, digital printed glass	 GD3 Iridescent, digital printed glass	 GM2 Dark Silver, mirror glass	 GP6 Natural White, glass	 GP7 Bold Turquoise, glass	 TW1 Transparent glass
--	--	--	---	--	--

Transparent glass

 TW1 Transparent glass
--

Panel configurations

 2 side panels 1 rear panel	 3 side panels 1 rear panel	 2 side panels 2 rear panels	 3 side panels 2 rear panels	 2 side panels 3 rear panels	 3 side panels 3 rear panels
--	--	---	---	---	---

Floors

There are several flooring options to choose from, including composite stone for longlasting durability even under heavy use. Add the finishing touches to your design vision by creating a customised PVC or stone floor to match the building interior design.



Single-colour PVC

D6 Light Brown	D25 Rocky Grey	D32 Nordic White	D33 Sandstone Brown	D34 Laurent Black	DG15 Himalayan Grey	DG16 Warm Sand	DG17 Grey Sand

Patterned PVC

Composite stone

M12R* Volakas White, composite stone	M4R/M4H* Nature White, composite stone	M5R* Pebble Grey, composite stone	M7R* Light Sand, composite stone

Real marble

N1R Castle Grey stone, marble	N2R Dark Emperador stone, marble

Real granite

M3R/M3H* Black Golden Sand stone, granite

Marble tiles

MT1 Elegant Black	MT2 Frosty Grey	MT3 White Marble

Rubber

RC7* Coin pattern, rubber floor


Tear Plate

AL Tear plate, Aluminium	FE-1 Tear plate, Zinc Coated Steel	SS Tear plate, Stainless Steel

PVC Floor Customisation (Free pattern)



Stone Floor Customisation (Free pattern)



*Includes anti-slip coating to provide slip resistance classification in compliance with AS1735.12:2020













Door finishes

Create a seamless look and feel by matching the elevator door finish with the car interior and landing entrances.






Steel



Brushed stainless steel

 ST4 Silver brushed stainless steel ST4AFP with anti-fingerprint coating	 ST4LH Silver long hairline brushed stainless steel	 ST2 Gold brushed stainless steel ST2AFP with anti-fingerprint coating	 ST5 Copper brushed stainless steel ST5AFP with anti-fingerprint coating	 ST6 Bronze brushed stainless steel ST6AFP with anti-fingerprint coating	 ST7 Carbon black brushed stainless steel	 ST8 Champagne Gold brushed stainless steel	 CB Carbon black brushed stainless steel with anti-fingerprint coating	 ST43 Silver brushed stainless steel	 ST43LH Silver long hairline brushed stainless steel
---	---	--	--	--	---	--	--	--	--






Mirror-polished stainless steel

 MP1 Silver mirror polished stainless steel	 MP4 Copper mirror polished stainless steel	 MP5 Carbon Black, mirror polished stainless steel
---	---	--




Indirect stainless steel

 ST21S Indirect brushed stainless steel with ST21S frame	 ST21B Carbon black indirect brushed stainless steel with ST21B frame
---	---



Etched stainless steel

 ST28S Silver Pop, etched stainless steel with MP1 Silver mirror polished stainless steel frame	 ST44S Silver Wood, etched stainless steel with MP1 Silver mirror polished stainless steel frame	 ST31S Silver High-rise, etched stainless steel with MP1 Silver mirror polished stainless steel frame	 ST42B Carbon Black Circle, etched stainless steel with MP5 Carbon Black mirror polished stainless steel frame	 ST42C Copper circle etched
---	--	---	--	--



Painted steel

 PP10FT Pure White, fine textured painted steel	 PP18FT Linen Brown, fine textured painted steel	 PP20FT Wool Grey, fine textured painted steel
---	--	--




Metallic painted steel

 METP1FT Champagne, fine textured metallic painted steel	 METP7FT Metallic Black, fine textured metallic painted steel
--	---



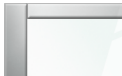

Textured stainless steel

 TS2 with ST4 silver brushed stainless steel frame	 K Scottish Quad with ST4 silver brushed stainless steel frame
--	--

Satin stainless steel



 MP6AFP Silver satin stainless steel with anti-fingerprint coating	 MP8AFP Carbon black satin stainless steel with anti-fingerprint coating	 MP9AFP Copper satin stainless steel with anti-fingerprint coating
---	--	--

Glass


 TW1 Transparent glass with ST4 Silver brushed stainless steel frame	 TW1 Transparent glass with ST43 silver brushed stainless steel frame	 TW1 Transparent glass with MP1 Silver mirror polished stainless steel frame	 TW1 Transparent glass with MP2 gold mirror polished stainless steel frame
--	---	--	---

Wall map materials



Brushed stainless steel

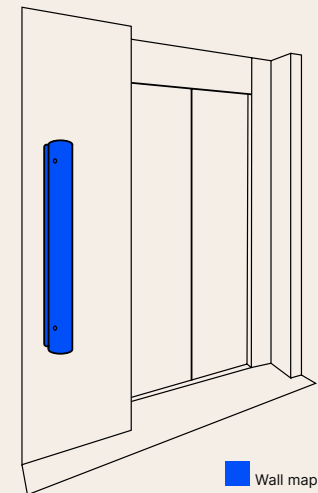
 ST4 Silver brushed stainless steel, AISI304	 ST2 Gold brushed stainless steel
---	--

Painted steel

 PP10FT Pure White, fine textured painted steel
--

Mirror-polished stainless steel

 MP1 Silver mirror polished stainless steel	 MP4 Copper mirror polished stainless steel
---	---



Wall map

Ceilings


Our extensive range of ceilings is complemented by attractive lighting suitable for different environments.



CL70
Lighting: LED tubes
Finishing: ST4



CL71
Lighting: LED tubes
Finishing: ST4, ST43



CL72
Lighting: LED tubes
Finishing: ST4, PP10FT



CL80
Lighting: LED spot
Finishing: ST4, ST43, PP10FT, MP1



CL82
Lighting: LED spot
Finishing: ST4, ST43, PP10FT, MP1



CL91
Lighting: LED tubes
Finishing: ST4, PP10FT, ST43



CL162
Direct lighting: LED spot lighting
Indirect lighting: LED tubes
Finishing: MP1



CL103
Lighting: LED tubes
Finishing: ST4, ST43



CL196
Direct lighting: LED spot
Indirect lighting: LED strip
Finishing: ST4, PP10FT, MP1



CL12
Lighting: LED
Finishing: ST43, PP10FT




CL109
Lighting: LED PCB
Finishing: ST4, PP10FT



CL181
Lighting: LED stripe, wall washer
lighting
Finishing: MP1, MP2



CL151
Lighting: LED panel
Finishing: ST4, MP2



LF15
Lighting: LED PCB
Finishing: MP1

Brushed stainless steel




ST4
Silver brushed stainless steel, AISI304



ST43
Silver brushed stainless steel, AISI304

Painted steel



PP10FT
Pure White, fine textured painted steel

Mirror-polished stainless steel



MP1
Silver mirror polished stainless steel



MP2
Gold mirror polished stainless steel

Accessories

Add the finishing touches with our wide range of elevator accessories.

Handrails



HR81/HR81TR
Silver or gold stainless steel AISI304



HR64
Brushed stainless steel in silver, gold, copper, bronze, carbon black or P70 anti-microbial



HR61
Round Silver brushed ST4



HR61
Round Copper brushed ST5



HR61
Round Bronze brushed ST6



HR61
Round Gold brushed ST2




HR61
Round Carbon Black brushed ST7




HR61
Carbon Black Powder coated P70 anti-microbial finish


Skirting



SK1 SK4



SK1 SK2



SK1 SK5



SK1 SK6



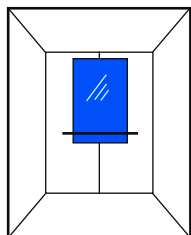
SK1 SK7



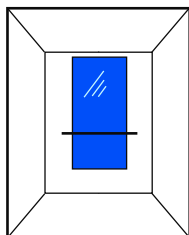
SK1 SK43

Standard mirrors

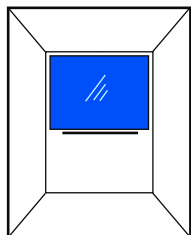
Mirrors are a great way to add a feeling of space and reflect key design elements inside the car.



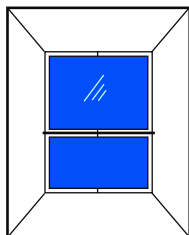
Partial width
Partial height



Partial width
Mid height



Full width
Partial height




Full width
Full height

Tenant


The tenant directory is completely customisable and can be easily updated according to your needs. Directories can be installed either vertically or horizontally

Sizes:



A4

TD1



A3

TD2

Materials:
Brushed stainless steel base
Tempered glass door
Brushed or polished aluminium





AUSTRALIA	www.kone.com.au
ACT	
Canberra and South West	+61 2 6123 2600
NSW	
Sydney	+61 2 9577 7000
Newcastle and North Coast	+61 2 4949 3333
QLD	
Brisbane	+61 7 3270 1811
Cairns	+61 7 3270 1810
Gold Coast	+61 7 3270 1810
Sunshine Coast	+61 7 3270 1810
Townsville	+61 7 3270 1810
NT	
Darwin	+61 7 3270 1810
WA	
Perth	+61 8 9270 9000
SA	
Adelaide	+61 8 8130 3800
TAS	
Hobart	+61 3 6231 2045
VIC	
Melbourne	+61 3 9934 8000

NEW ZEALAND	www.kone.co.nz
NTH	
Auckland	+64 9 361 9000
Wellington	+64 4 381 4330
STH	
Christchurch	+64 3 338 3900
Dunedin	+64 3 477 5627

Want to know more?
Contact your KONE
representative today!
www.kone.com.au
www.kone.co.nz

This publication is for general informational purposes only and we reserve the right at any time to alter the product design and specifications. No statement this publication contains shall be construed as a warranty or condition, express or implied, as to any product, its fitness for any particular purpose, merchantability, quality or representation of the terms of any purchase agreement. Minor differences between printed and actual colours may exist. KONE MonoSpace® DX, KONE EcoDisc®, KONE Care® and People Flow® are registered trademarks of KONE Corporation. Copyright © 2024 KONE Corporation