

The heart of your building™



KONE SafeGuard™ — Roller Shutter Systems


Innovative



Reliable



Dedicated



Responsive






Service, repair and replacement of roller shutter doors

KONE SafeGuard™ Roller Shutter Systems

KONE Building Doors is one of Australia's longest established manufacturers of industrial roller shutters. Our shutters have an enviable reputation as a quality, robust and well designed product made to cope with the rigours of busy industrial and commercial applications, adverse weather conditions and frequent operation.

No longer are all shutters the same

Globally, KONE, is recognised as a leader in innovation and technological development, and is proud to introduce the revolutionary KONE SafeGuard™ shutter. The unique direct drive design incorporates features that improve safety, product life and reduce maintenance costs. The KONE SafeGuard™ gearbox is made of die cast aluminium and the motor is rated to a market superior IP54. This means the motor can function normally in damp and dusty environments.



Open and Shut Case for Safety

The KONE SafeGuard™ drive system incorporates a secondary safety brake. If the worm drive gearbox were to fail, a fail safe brake will engage preventing the curtain from free falling. No traditional chain driven gearbox design incorporates this additional safety feature as standard.

Traditional shutters utilise transmission chains and sprockets. Without proper attention and regular maintenance these items can become loose, wear or break. In such circumstances the curtain may free fall. The KONE SafeGuard™ eliminates these risks.

Superior Maintenance Features

The KONE SafeGuard™ design with its additional safety features means that the shutter is springless and therefore quieter. The most common causes of door failure with traditional designs, are incorrect tensioning or broken springs which can lead to problems with the drive. Fewer moving parts, means fewer potential problems. KONE SafeGuard eliminates springs or tensioning requirements.

Smart Controller – Solutions for any Situation


With little additional cost the KONE SafeGuard™ controller can be upgraded to provide a wide range of options regarding security, access, automation, safety and visibility. This controller can be easily retro-fitted to traditional chain driven units of any design.



Optional KONE SafeGuard™ Safety Features

Remote Control

Both radio and infra-red remote controls are available. The infra-red signal is directional and lends itself to selective operation of multiple door installations. Radio control is mainly for single doors although multi-channel transmitters are available.



Automatic Timed Return

This system closes the door after a preset adjustable time period. A safety edge or safety beam is essential with this option.



Warning Lamps

Lights can be provided for all applications. Various sequences are possible, for example a red lamp will flash while the door is moving and when the opening is clear a green lamp will light.



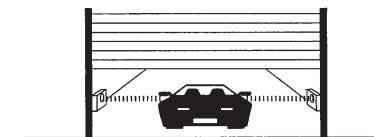
Safety Edge

A sensor strip in a rubber housing, on the bottom rail, will sense an obstruction and signal the door to 'stop' or 'stop and reverse'.





Infra-red Safety Beam

A beam across the opening will detect an obstruction and signal a closing door to 'stop' or 'stop and reverse'. The door can close only when the opening is clear.



Traffic Detection Inductive Loop

A buried wire loop will detect a vehicle and signal the door to open. The detection device can be tuned to different types of vehicle. This option is ideal for heavy traffic movement where vehicle flow is important.





KONE in Australia

Australia
National Service Line 1300 362 022

www.kone.com

Call KONE now for an obligation-free consultation for all your service, maintenance or modernisation requirements.

With strategically located offices all around Australia, and more than 350 service personnel servicing over 50 different locations, KONE is ideally positioned to provide unparalleled levels of service to our customers wherever they are based.

As a KONE customer, you will benefit from a perfect blend of local knowledge and expertise, supported by world-class technology and resources.



LEGEND

- KONE Office
- Affiliated regional office